




Waterlefe Boating Community Group

February 12, 2022
9:30 AM - 11:00 AM





Waterlefe Boating Community Group

February 12, 2022
9:30 AM - 11:00 AM

Agenda

- **Review Agenda** – *Jim Manning (5 min)*
- **Freedom Boat Club Experience** – *Barb and Phil Serafino (20 min)*
- **Fishing The Bahamas for Bone Fish** – *Jim Manning / Bob Cameron (20 min)*
- **Social Activities** – *Tricia McMinn (15 Min)*
- **Vessel Safety Checks' Lessons Learned** – *Dave Rogers (10 min)*
- **Docking Techniques** – *Dave Rogers (5 min)*
- **Boating / Paddling Calendar** – *Dave Rogers (5 min)*
- **Q & A Discussion** – *All (10 min)*



Freedom Boat Club Experience

Barb and Phil Serafino



Freedom Boat Club – *What is It?*

- World's oldest and largest membership boat club with over 30 years of experience
- Reciprocal access to 300+ Locations in the US, Canada and Europe
- We take care of the maintenance, cleaning, repair, insurance and storage
- Fleet (which varies by location) includes bowriders, pontoons, offshore/inshore fishing boats (center consoles), deck boats and wake boats
- Insurance coverage of liability, hull and machinery
- 1-on-1 training by licensed captains



Freedom Boat Club Experience

Barb and Phil Serafino



- The initiation fee is \$5500
- There are three plans:
 - There is a 3 month plan which costs \$213 per month. This is billed monthly over a twelve month period. You can choose which months you want and the months can be changed. So you are not locked into the same months every year.
 - The 6 month plan is \$299 per month and the monthly fee is paid all year at \$299 a month.
 - The 12 month membership is our best value and you have reciprocity at over 300 clubs. This plan is \$399 a month.
- The three most common boats are:
 - Deck Boat, Pontoon Boat and Fishing Boats
 - Some Marinas have Sailboats
 - You can view them at freedomboatclub.com.



Freedom Boat Club Experience

Barb and Phil Serafino



We Take Care of It All...Including the Boats

We've taken care to select a variety of quality boats. And we always keep them clean and maintained. We also take care of the storage, insurance and repairs. So you can just focus on the fun!



Pay a 1x Entry Fee and Monthly Dues

Just pay a 1x entry fee and choose one of our membership plans. Boat every day of the year. Or just weekdays. Some clubs may even have 3 and 6 month plans. And you can change your plan as the need arises.



Freedom Boat Club Experience

Barb and Phil Serafino



Get Unlimited Training from Licensed Captains

Your safety is our No. 1 concern. So we give all our members unlimited training with USCG-certified captains. And if you wish to boat in a new location, they'll show you the waterways.



Take Any Boat Out as Often as You Wish

Reserve a boat by phone or online. Then go fishing, tubing or head to a restaurant with friends. When you're done, just bring the boat back and pay for the fuel. We take care of everything else!

Social Activities

Tricia McMinn

Waterlefe Boating Group Lunch Social



Please join us for a Boat Social
on the patio of:

Riviera Dunes Dockside,

***Saturday March 5th at 12pm
noon***

Menus are found on-line at:
rivieradunesdockside.com

Social Activities

Tricia McMinn

Waterlefe Boating Group Lunch Social

Reach Marina on cell or Channel 68 on radio if you have trouble finding boat slips.





Social Activities

Tricia McMinn

Waterlefe Boating Group Lunch Social

Riviera Dunes Dockside Social

Signup sheet for Saturday March 5th Event

Name & Contact Information	# in Party	Taking Passengers? Yes, No, or Guide	Rain Date?

Vessel Safety Checks

Lessons Learned Discussion

Dave Rogers

Required Safety Items for your Vessel

- **Navigation Lights Corrode and can become Inoperable**
 - **Clean the bulb ends and Housing contact points**
 - **Spray on electrical conductor / corrosion inhibitor**




Vessel Safety Checks

Lessons Learned Discussion

Dave Rogers

Required Safety Items for your Vessel

- Life Jacket Storage – Zipper cases corrode and “freeze”
 - Lubricate with Zipper Grease



Overhead Storage



Vessel Safety Checks

Lessons Learned Discussion

Dave Rogers

Required Safety Items for your Vessel

- **Throwable Flotation**
 - Cushion is minimum but not retrievable
 - Purchase a Retrievable Flotation Device for \$29



VS





Vessel Safety Checks

Lessons Learned Discussion

Dave Rogers

- **Exceed the Minimum Requirements**
 - **VHF Radio – Register it**
 - **First Aid Kit – Why wouldn't you have one?**
 - **Spot Light or Flash Light w/ Fresh batteries**
 - **Anchor and Line**
 - **Navigational Charts**
- **What If's?**
 - **Engine Won't start – Who Ya Gonna Call?, Sea Tow, Boat U.S.**
 - **No Cell Phone Service – How to Signal**
 - **Medical Emergency – Passenger, Vessel Captain**
 - **Vessel / People Rescue**
 - **If Captain becomes unable to pilot the vessel or needs to be rescued. Does a crew member know what to do?**
 - **You run aground**



Vessel Safety Checks

Lessons Learned Discussion

Dave Rogers

- **Kayak Specific**
 - **Paddle Leash**
 - **Water**
 - **Plastic Bag for Trash**
 - **Waterproof Cell Phone Case**
 - **VHF Radio**
 - **First Aid Kit – Clean a wound/cut, Anti Bacterial Ointment, Bandage**
 - **Knife**
 - **Other Lessons Learned?**



Docking Techniques

Dave Rogers

- **Considerations**
 - **Wind – Look for flags or trees**
 - **Current – Coast your boat, look for anything moving on the water, wake around a piling**
 - **Vessel Speed – slower the better**
 - **Surroundings**
 - **Traffic**
 - **Immovable Objects**
 - **Audience – Both Onboard and On Land**
 - **Use bumpers on the side of your boat**
 - **Have your dock lines ready**



Docking Techniques

Dave Rogers

4 Steps to Docking

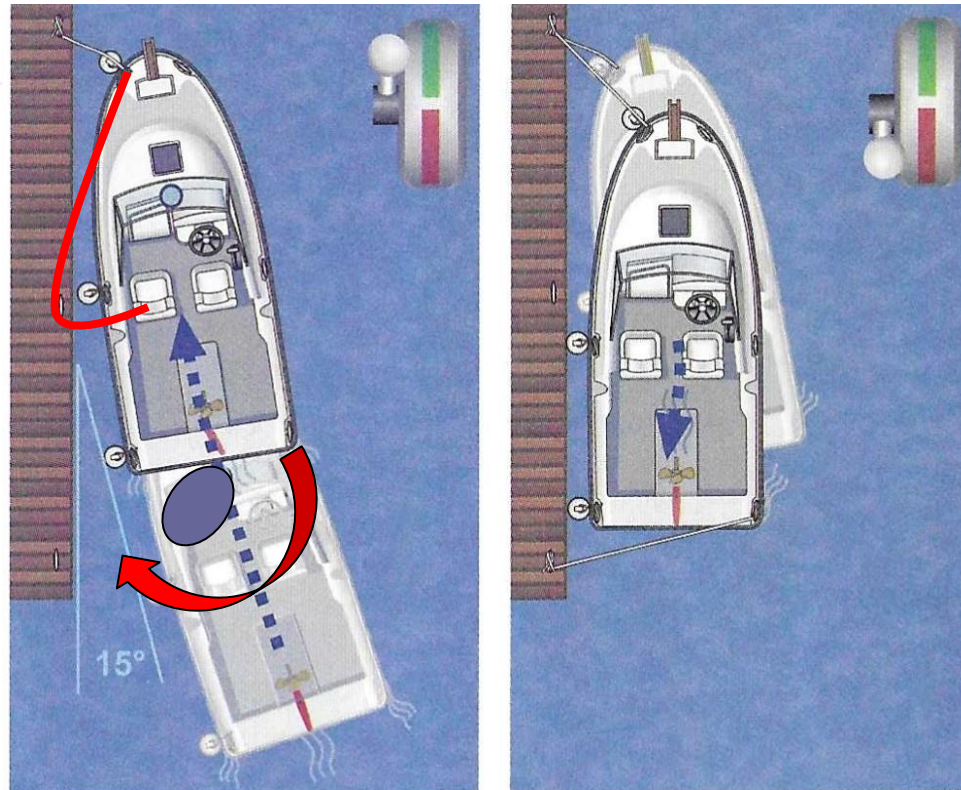
1. **Approach – Line it up**
 - Wind and Current will determine your approach
 - Use a shallow approach, 10-15 degrees, if the wind and or current is pushing you into the dock
 - Use a steeper approach, 30 degrees, if the wind and or current is pushing away from the dock
2. **Come in Slow**
 - Bump the engine In and Out of Gear
 - Neutral is your friend
 - Never approach a dock any faster than you are willing to HIT it.
3. **Time your swing**
4. **Finish**
 - Get a line on a cleat

Docking Techniques

Dave Rogers

**No Wind or
Wind Into the
Dock**

**Toss the Bow
Line over a
Dock Cleat**



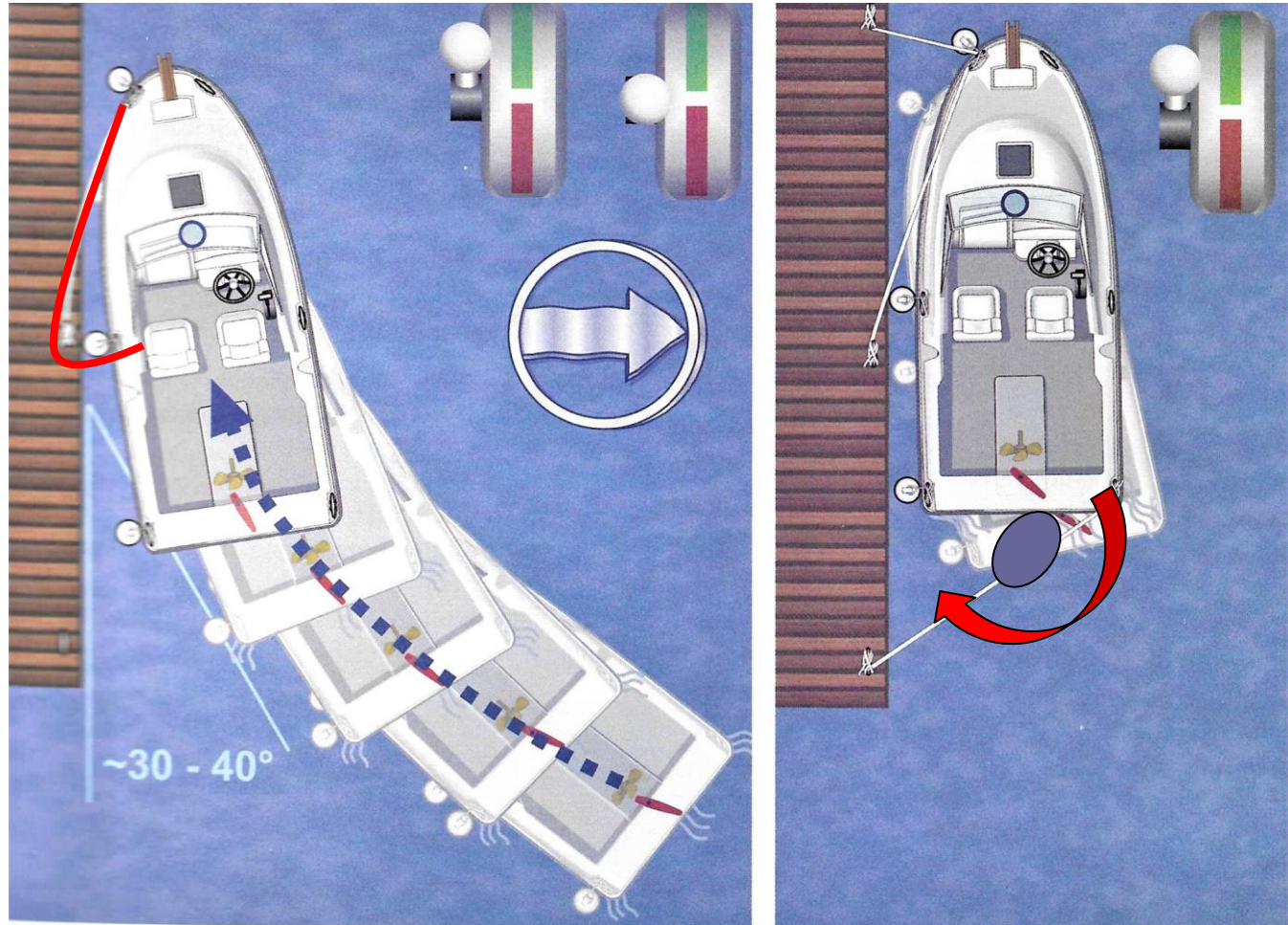
Docking with no wind. Approach the dock at 15°. Next, turn slightly to starboard—your momentum will continue to take you toward the dock. Apply light power in reverse when you come in contact with the dock to slow your progress and to walk the stern to port. Tie the bow line first, then tie the remaining docklines.

Docking Techniques

Dave Rogers

**Wind Away
from the
Dock**

**Toss the Bow
Line over a
Dock Cleat**



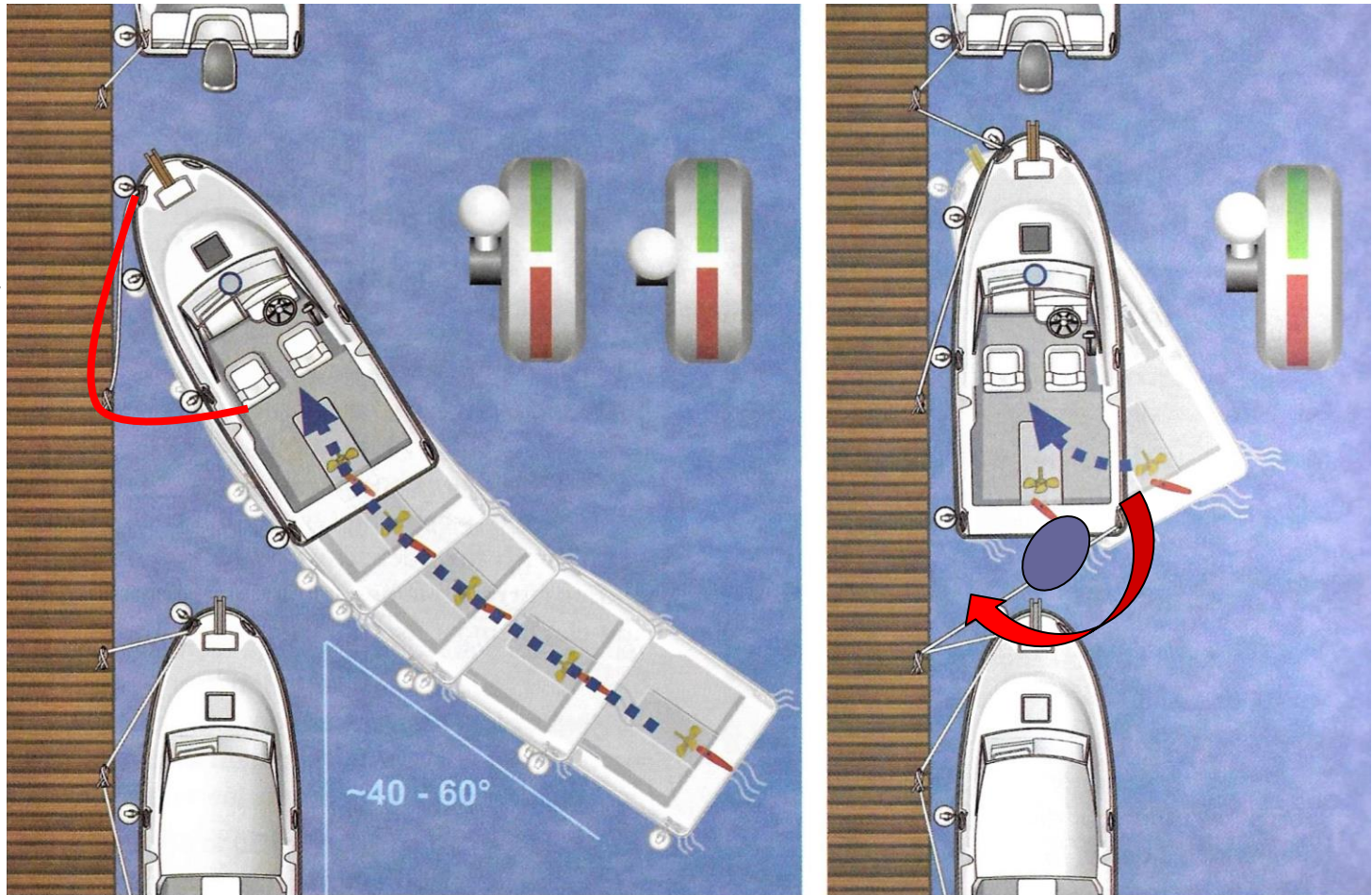
Docking with wind off the dock. Approach at a steep angle to cut through the wind. Flare the boat such that you arrive almost parallel with the dock. Toss an after bow spring line to a dockhand or put a crew member ashore with a line in hand. Once secured, power forward with starboard helm to pull the boat to the dock.

Docking Techniques

Dave Rogers

**Wind Away
from the
Dock**

**Toss the Bow
Line over a
Dock Cleat**



Docking between boats. Now that you have mastered the technique of docking with wind off the dock, docking between boats will be a snap. It is basically the same maneuver. Arrive at a steep angle to clear the boat behind. Toss an after bow spring line or flare nearly parallel with the dock and put a crew member ashore with the line. Powering forward against the spring line keeps the boat against the dock.

Boating / Paddling Calendar

Dave Rogers

- **Boat Shows –**
 - Tampa Mar 4-6
 - Sarasota April 22-24
 - Ft. Myers – Nov 2022
 - Bradenton – TBD
 - Punta Gorda - Cancelled

- **Boat Races –**
 - Bradenton – Feb 12
 - Sarasota – July 1-2





Boating / Paddling Calendar





Dave Rogers

- **On the Water Training –**

- **Sarasota Power Squadron – May 5th**

- **Bradenton – Boat US Florida Powerboating Academy**

<https://boatfoundation.ticketspice.com/florida-powerboating-academy-sarasota-fl---2022#>

 <p>Introduction to Boating MODULE ONE</p>	 <p>Precision Docking & Boat Handling MODULE TWO</p>	 <p>Open Water Boat Handling MODULE THREE</p>	 <p>Open Water Advanced Maneuvering MODULE FOUR</p>
<p>Module One</p> <ul style="list-style-type: none">Centering the wheelShifting gearsPre-departure checklistStation Holding	<p>Module Two</p> <ul style="list-style-type: none">180-degree turnaroundsDocking on port & starboardDeparting from dockUsing S.C.A.N. procedures	<p>Module Three</p> <ul style="list-style-type: none">Utilizing boat trimDisplacement & PlanningFerryingEmergency Stops	<p>Module Four</p> <ul style="list-style-type: none">Crossing waves and wakesPerson overboard retrievalSharp turning on planeAdvanced avoidance



Boating / Paddling Calendar

Dave Rogers

March 2022		
Tickets	Price	
March 4th - Friday - Intro to Boating (3 remaining) Module 1 - Shifting, Steering, Close quarters boat control.	\$175.00	0 ▾
March 5th - Saturday - Intro to Boating (1 remaining) Module 1 - Shifting, Steering, Close quarters boat control.	\$175.00	0 ▾
March 5th - Saturday - Precision Docking and Boat Handling (Sold Out) Module 2 - 180-degree turnarounds, Docking on port & starboard, Departing from dock, SCAN procedures	\$175.00	Sold Out
March 6th - Sunday - Open Water Boat Handling (Sold Out) Module 3 - Utilizing Boat Trim, Displacement & Planing, Ferrying, Emergency Stops	\$175.00	Sold Out
March 6th - Sunday - Open Water Advanced Maneuvering (2 remaining) Module 4 - Crossing Waves and Wakes, Person Overboard Retrieval, Sharp Turning on Plane, Advanced Avoidance	\$175.00	0 ▾

Boating / Paddling Calendar

Dave Rogers

• Kayak Tours – Emerson Point



Contact

941-720-9428

info@desotokayaktours.com

Mailing Address:

7322 Manatee Ave. West

Suite #110

Bradenton, FL 34209-3441

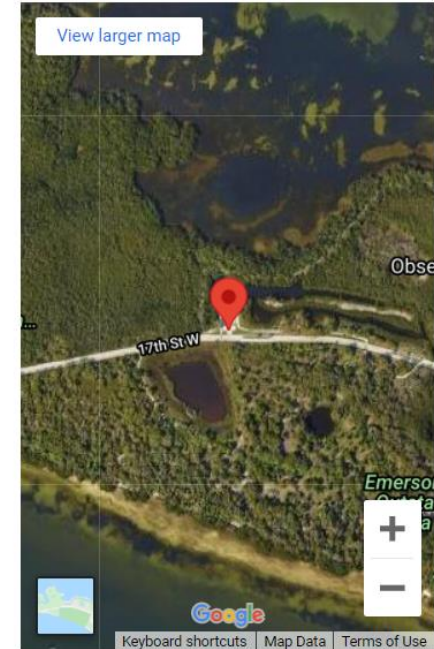
Launch Site

Emerson Point Preserve

6400 17th St W

Palmetto, Florida 34221

Drive past the Emerson Point Preserve entrance, the parking lot and kayak launch are about a 1/2 mile on right hand side.





Boating / Paddling Calendar

Dave Rogers

- Kayak Demo Days – Every Saturday morning at Economy Tackle Dolphin Paddlesports in Sarasota

www.floridakayak.com

Dolphin Paddlesports Event Schedule

Kayak Demo Day - By Reservation Only
Every Saturday
FREE DEMO DAY

9 AM to 11 AM Come to our *FREE* reservation required kayak demo! Try out your requested kayaks and experience before you buy. All paddling levels welcome. Great for beginners as well. Join our kayak specialists for this free demo. We hope to see you out there!

It is recommended:
Participants wear shoes (not flip flops), clothes that can get wet, sunglasses, & a hat.
CALL TO MAKE A RESERVATION! CALL OR STOP BY THE STORE TO SIGN UP!

BASIC PADDLING CLASS

Are you new to kayaking? Do you get tired and uncomfortable paddling for any length of time? With a basic class you can enhance your kayak experience beyond your imagination. Our instructor has been teaching basic paddling for 28 years. After this class you will have the tools to make improvements to enhance your time on the water.

CALL OR STOP BY THE STORE TO SIGN UP!
\$60 PER PERSON

HOBIE TANDEM ISLANDS IN STOCK!!
TRY THE AMAZING TANDEM ISLAND ON A PRIVATE DEMONSTRATION!
DEMO: the Hobie Tandem Island

SCHEDULE A 1 HOUR SEA TRAIL WITH GEORGE FOR A \$100 CHARGE THAT WILL BE APPLIED TOWARDS PURCHASE. LOCATION TO BE DETERMINED BY WIND.
CALL FOR MORE DETAILS.

It is recommended:
Participants wear shoes (not flip flops), clothes that can get wet, sunglasses, & a hat.
RESERVATIONS ARE REQUIRED.

6018 S. Tamiami Trail, Sarasota, FL 34231
www.floridakayak.com (941) 922-9671 EMAIL: kayaktoday@gmail.com

*****IMPORTANT!*****

If poor weather is a possibility, Demo Day **WILL** be cancelled and rescheduled.
Please, sign up for our email notification on our website.
Please call 941-922-9671 to confirm Friday evening before 6:00 pm or Saturday morning after 8:00 am.

2022 KAYAK & S.U.P. PRICING

ECONOMY TACKLE / DOLPHIN PADDLESPTS

[WWW.FLORIDAKAYAK.COM](http://www.floridakayak.com)

LIGHT WEIGHT KAYAKS

HURRICANE KAYAKS
ADD A HURRICANE RUDDER KIT +\$265-310
(*SKIMMER 116, ALL SANTEE MODELS & BOTH TANDEMS ARE NGZ RUDDER COMPATIBLE +\$60 FOR RUDDER READY KAYAKS)

SINGLES			
SIT-ON-TOP	LN	LBS	\$
SKIMMER 106	10'6"	38	1199
SKIMMER 116	11'6"	42	1299
SKIMMER 116 <small>W/FRAMED SEAT</small>	11'6"	42	1449
SKIMMER 128	12'9"	47	1399

TANDEMS			
SIT-ON-TOP	LN	LBS	\$
SANTEE SPORT 116	11'6"	36.5	1249
SANTEE SPORT 126	12'6"	39	1299
PRIMA 110 SPORT	11'	40	1449
PRIMA 125 SPORT	12'5"	45	1499

SIT-IN-TOURING			
PERCEPTION	LN	LBS	\$
CAROLINA 12	12'	49	1069
CAROLINA 14	14'	53	1179
WILDERNESS SYSTEMS	LN	LBS	\$
TSUNAMI 140	14'	53	1499
LIGHT WEIGHT HURRICANE	LN	LBS	\$
SCOURN 135	13'5"	45	1549

RECREATIONAL SINGLES

SIT-ON-TOP:

PERCEPTION	LN	LBS	\$
TRIBE	11'5"	52	729
PESCADOR 12	12'	64	779
PESCADOR PRO 10.0	10'8"	57	826
PESCADOR PRO 12.0	12'	64	979
OUTLAW 11.5	11'6"	77	799
HI LIFE 11.0	11'	55	799
HI FIVE (KIDS KAYAK)	6'	21	279

WILDERNESS SYSTEMS			
LN	LBS	\$	
TARPON 105	10'6"	55	999
TARPON 120	12'3"	63	1099
TARPON 140	14'	68	1199
RECON 120 <small>WITHOUT HELIX DRIVE</small>	12'2"	95	1199
CRESCENT			
LT ULTRALIGHT	10'2"	49	849
CK1 VENTURE	11'	60	999
LT LITE TACKLE	12'4"	75	1099

SIT-IN:

PERCEPTION	LN	LBS	\$
DRIFT 9.5	9'5"	40	399
LIQUIDLOGIC			
SALUDA 11	11'		1049
SALUDA 12	12'		1099
WILDERNESS SYSTEMS			
PUNGO 105	10'6"	47	969
PUNGO 120	12'2"	49	1099
PUNGO 125	12'6"	53	1099

RECREATIONAL TANDEMS

SEE HURRICANES FOR LIGHT WEIGHT TANDEM MODELS

SIT-ON-TOP:				SIT-IN:			
PERCEPTION	LN	LBS	\$	WILDERNESS SYSTEMS	LN	LBS	\$
RAMBLER 13.5 T	13'6"	78	849	PAMLICO 135T	13'5"	72	1159
TRIBE TANDEM	13'5"	79	829	LIQUIDLOGIC	LN	LBS	\$
WILDERNESS SYSTEMS	LN	LBS	\$	SALUDA 14.5T	14'7"	65	1449
TARPON 135 T	13'6"	88	1299	HURRICANE	LN	LBS	\$
NATIVE/LIQUIDLOGIC	LN	LBS	\$	SANTEE 140T	14'	57	1899
STINGRAY 13.5 T	13'6"	88	1299	CRESCENT	LN	LBS	\$
HURRICANE	LN	LBS	\$	CREW 2+1 TANDEM	13'	79	1199
SKIMMER 140T	14'	65	1899				

ECONOMY TACKLE / DOLPHIN PADDLESPTS (941) 922 - 9671
6018 SOUTH TAMIAM TRAIL, SARASOTA FL 34231
WWW.FLORIDAKAYAK.COM KAYAKTODAY@GMAIL.COM
MONDAY-SATURDAY 8AM-6PM & SUNDAY 9AM-5PM



Future Activities

Jim Manning

- **Kayaking and Paddling – Need One of More People to Represent this Activity**
- **Next Meeting – March 12th**



Waterlefe Boating Community Group

February 12, 2022
9:30 AM - 11:00 AM

Q & A Discussion



Waterlefe Boating Community Group

**February 12, 2022
9:30 AM - 11:00 AM**

As Always, When On the Water ...

Be Safe and Have Fun

Meeting Adjourned